

## COVID-19 Situation Update of Province 2

*Bhadra 26, 2078*

Prepared By:  
**Vijay Kumar Jha, Director,**  
**Health Directorate, Province # 2**



### District wise COVID-19 Status

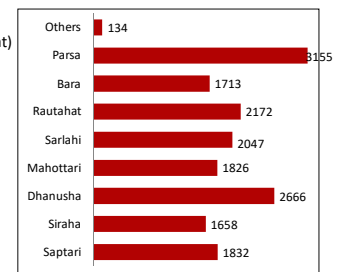
District	Total Test	Positive Cases	Discharge	Death	Active cases
Saptari	26,252	3,808	3,649	153	6
Siraha	17,224	3,377	3,220	133	25
Dhanusha	46,656	8,456	8,301	130	25
Mahottari	12,530	4,541	4,440	91	10
Sarlahi	16,684	3,109	3,003	93	13
Rautahat	30,552	3,634	3,491	128	15
Bara	16,726	3,990	3,808	176	4
Parsa	47,363	6,780	6,639	130	13
Other Province	440	430	428	1	In other isolation
<b>Total :</b>	<b>2,14,427</b>	<b>38,125</b>	<b>36,979</b>	<b>1,035</b>	<b>111</b>

### COVID-19 Stats Summary

- Total RT-PCR tests :- **2,14,427**
  - **3.57%** of Total Population
- Confirmed Cases :- **38,125**
  - Positivity Rate :- **17.78%**
- Total Recovered :- **36,979**
  - Recovery Rate :- **96.99%**
- Total Cases in Inst. Isolation :- **7**
- Total Cases in Home Isolation :- **104**
- Total Covid-19 Death :- **1,035**
  - Case Fatality Rate (CFR) :- **2.71%**

### Covid-19 1<sup>st</sup> Wave Summary\*

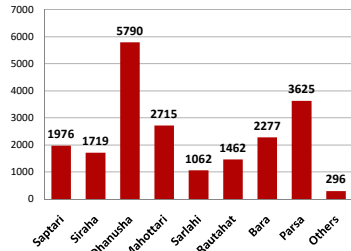
- First Confirmed case :
  - **Baisakh 7, 2077** (19 Yrs Male from Rautahat)
- First COVID-19 Death :
  - **on Jestha 4, 2077** (70 Yrs Male from Bara)
- Total RT-PCR tests :- **146,506**
  - **2.4%** of Total Population
- Total Confirmed Case :- **17,203**
  - Positivity Rate :- **11.74%**
- Total Recovered :- **16,983**
  - Recovery Rate :- **98.72%**
- Total Death :- **209**
  - Case Fatality Rate :- **1.215%**



\*from 1<sup>st</sup> Baisakh, 2077 to 29<sup>th</sup> Falgun, 2077

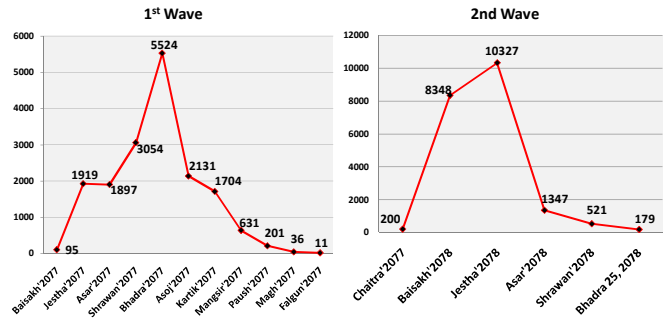
### Covid-19 2<sup>nd</sup> Wave Summary\*

- Total RT-PCR tests :- **67,921**
- Total Confirmed Case :- **20,922**
  - Positivity Rate :- **30.80%**
- Total Recovered :- **19,996**
  - Recovery Rate :- **95.57%**
- Total Death :- **826**
  - Case Fatality Rate :- **3.95%**

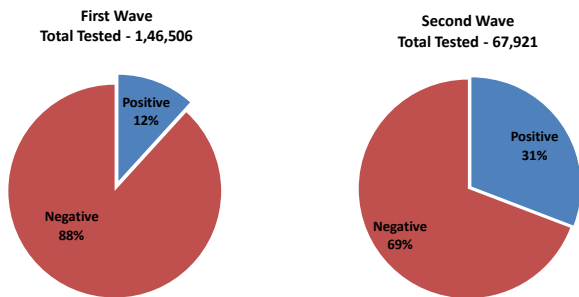


\*from 1<sup>st</sup> Chaitra, 2077 to 25<sup>th</sup> Bhadra, 2078

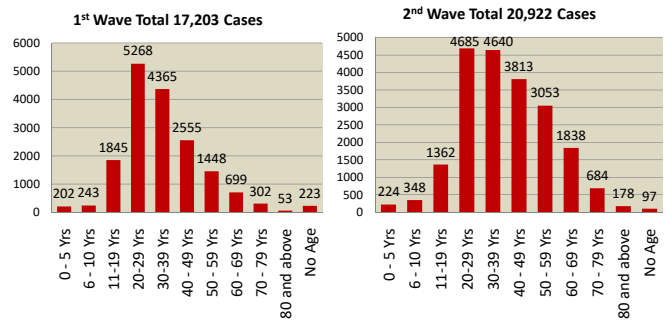
### Monthly Trendline of Positive Cases



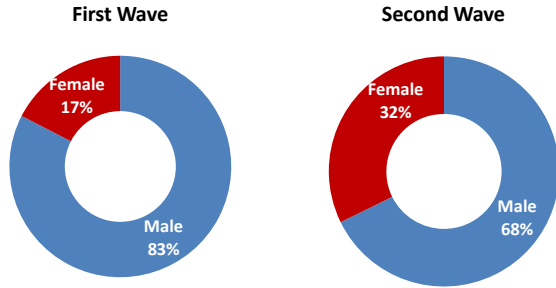
### Total RT PCR Test



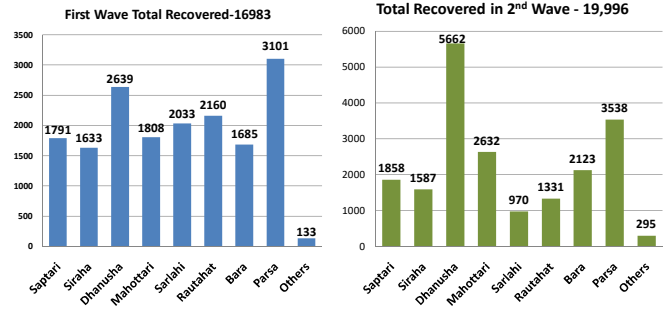
### Agewise distribution of Covid-19 Cases



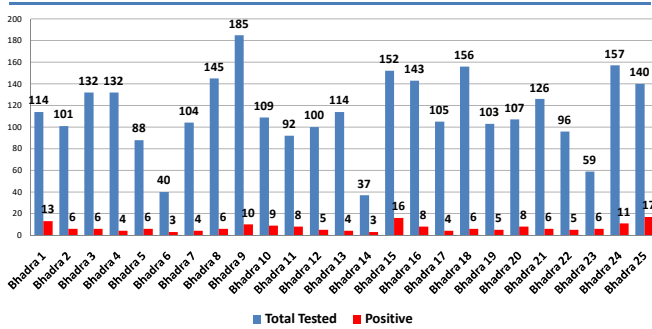
### Gender wise distribution of Covid cases



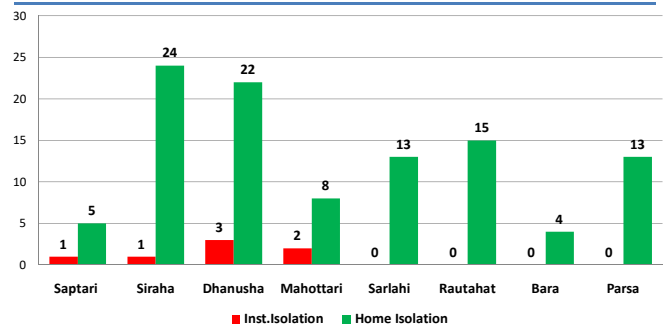
### Total Recovered



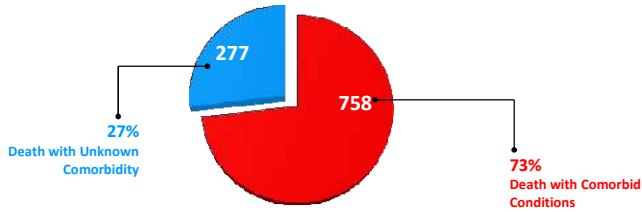
### Total Test in this month



### Total Active Cases



### Co-morbidity of Death Cases



Some Cases are with more than 1 Co-morbidity. \*Unknown are cases under investigation



जनस्वास्थ्यको विधि अपनाऔं, सुरक्षित रहौ !

### Age wise Covid-19 Death

